

**KHSAA TITLE IX
ANNUAL REPORT SUBMISSION
STATUS REPORT
2008-2009**

KHSAA
Form T65
Revised 4/09

TO: KHSAA Member School Superintendents, Principals, and Athletic Directors

FROM: Brigid L. DeVries, Commissioner
Darren Bilberry, Assistant Commissioner

DATE: April 20, 2009

School	Beechwood	Reviewed by	Gary W. Lawson
--------	-----------	-------------	----------------

The following is a status report regarding the required 2008 - 2009 Title IX Annual Report submission of forms due into the KHSAA office by April 15, 2009. Appropriate KHSAA Audit Team personnel have reviewed these forms and the following is a summary of this review.

I. Checklist of Forms properly submitted in a satisfactory manner:

X	GE 19 (Annual Verification)	X	T-35 (Budget Expenses)
X	T-1 (Summary Program Chart 1)	X	T-36 (Budget Expenses)
X	T-2 (Summary Program Chart 2)	X	T-41 (Checklist – Overall Interscholastic Program)
X	T-3 (Summary Program Chart 3)	X	T-60 (Corrective Action Plan)
X	T-4 (Summary Program Chart 4)	NA	T-63 (Interscholastic Survey Results)

II. Status

A.	X	2008 – 2009 Forms are satisfactory and no further information or action is necessary at this time.
B.		Errors have been noted with respect to the following forms:
C.		The following forms were omitted and must be submitted by school representatives:
D.	X	<p>According to the 2008-2009 data, the school appears to be meeting the standards established in:</p> <p><input checked="" type="checkbox"/> Test 1 (Athletic participation is proportionate to enrollment)</p> <p><input type="checkbox"/> Test 2 (History and continuing practice of program expansion)</p> <p><input type="checkbox"/> Test 3 (Full and effective accommodation of interests and abilities)</p>
E.	X	<p>Other Recommendation and Comments: All calculations relating to opportunities tests appear to be correct. According to calculations and data submitted, the school is currently meeting the standard established in Test 1 for provision of athletic opportunities. In the benefits area, total spending seems to be outside acceptable parameters on both a percentage and per athlete basis--approximately \$593 per male athlete and approximately \$324 per female athlete. Since total spending was slightly outside acceptable parameters last year, this becomes an issue of serious concern. Administrators should monitor this spending for equity and the Gender Equity Review Committee meeting minutes as well as all future Corrective Action Plans should reflect that this issue is being addressed as a top priority.</p>



KENTUCKY HIGH SCHOOL ATHLETIC ASSOCIATION
2008-2009 ANNUAL VERIFICATION OF TITLE IX PROCEDURES

KHSAA Form GE19
 F:Forms/GE19
 Rev.12/08

(To be submitted by April 15, 2009 along with other required forms)

APR 16 2009

The Beechwood High School, Ft. Mitchell, Kentucky
 (Name of High School) (City)

certifies to the Kentucky High School Athletic Association that the following is an accurate and true representation of the facts surrounding compliance with 20 U.S.C. Sections 1681-1688, et. Seq. (also known as Title IX)

I certify the following provisions in accordance with records at the school contained in the permanent Title IX file, at least one copy of which must be maintained in the Principal's office, and to the best of my knowledge have completed the following tasks.

Established a gender equity committee at the high school. **(List committee personnel and provide attachment if necessary)**

Name	Address	Phone	Title
(Supt., Principal, Student, Parent, Coach, Etc.)			
Glen Miller			Superintendent
Ginger Webb			Principal
Michael Dammert			Board Chair
Krissie Brandenburg			Student
Josh Bertke			Student
Noel Rash			Teacher & Coach
Alison McCarthy			Teacher & Coach
Laura Tomlinson	163 Kathleen Dr. Ft. Mitchell	341-6707	Parent
Cindy Hood	9 Leathers Rd. Ft. Mitchell	331-6762	Parent

Scheduled a minimum of three meetings during the 2008-2009 school year on the following dates:

October 20, 2008
January 12, 2009
April 13, 2009

Designated the following person(s) as the Title IX coordinator for the school:


Name	Title	Address	Phone
Ben Zimmerman	D.P.P., Asst. Prin., A.D.	54 Beechwood Rd. Ft. Mitchell 41017	859-331-1220 ext. 2

Designated the following person(s) as the Title IX coordinator for the district:


Name	Title	Address	Phone
Ben Zimmerman	D.P.P., Asst. Prin., A.D.	54 Beechwood Rd. Ft. Mitchell 41017	859-331-1220 ext. 2


School personnel are continuing to make periodic reviews of the boys' and girls' athletics program reflected in the Corrective Action Plan.

In addition to the above information, the above referenced school maintains a complete permanent file relative to Title IX records including copies of the self-assessment audit, all corrective action plans, and other related materials.


 Principal's Signature

4/15 2009
 Date


 School Board Chairpersons' Signature


 Superintendent Signature

(Send original copy to KHSAA - Maintain duplicate in Title IX school folder)



2008-2009
ACCOMMODATION OF INTERESTS AND ABILITIES
SUMMARY PROGRAM CHART T-1

KHSAA
 Form T1
 F:Forms/T1
 Rev. 10/08

Participation Opportunities Test One

		(Column 1)	(Column 2)	(Column 3)	(Column 4)
	Program	Enrollment	Percentage of Total Enrollment	Number of Interscholastic Participants (double and triple count)	Percentage of Total Participation
Row 1	GIRLS	130	40%	205	49%
Row 2	BOYS	198	60%	214	51%
Row 3	Totals	328	100%	419	100%

Instructions:

*Number of 8th grade students & below used in Column 3 and Column 4 calculations: **72**

- Determine the total number of girls enrolled, (place in Row 1, Column 1). Determine the total number of boys enrolled, (place in Row 2, Column 1).
- Add the total number of girls and boys enrolled to determine total enrollment, (place in Row 3, Column 1).
- Calculate the percentage of total enrollment that is female. (Divide Row 1, Column 1 by Row 3, Column 1 and place in Row 1, Column 2.) Calculate the percentage of total enrollment that is male. (Divide Row 2, Column 1 by Row 3, Column 1 and place in Row 2, Column 2.) Note: Row 1, Column 2 plus Row 2, Column 2 should total 100%.
- Ask coaches to confirm the names of those individuals who are on the team as of the first **date of regular season competition**, and cross out the names of those who were cut from the team or quit the team prior to the first regular season competitive event. Determine the total number of interscholastic athletics participants that are girls, (and place in Row 1, Column 3). In order to determine the total number of athletics participants, an individual should be counted each time he or she participates on a team. For example, if Jane Doe competes on the varsity volleyball team, the junior varsity volleyball team, the junior varsity basketball team, and the varsity softball team, she should be counted as four participants (**do not include club or intramural sports participants, cheerleaders, dance teams, or pom squads**). Calculate the same way for boys and girls. * In addition, should 8th grade students and below play on a Freshman, Junior Varsity, or Varsity team, they should also be counted for each team and sport on which they participate. If applicable, please asterisk in the above notation as to how many 8th grade students & below are included in the totals.
 Using the same procedure, determine the total number of interscholastic athletic participants that are boys, (and place in Row 2, Column 3). Add Row 1, Column 3 plus Row 2, Column 3 to get total participants and place in Row 3, Column 3.
- Calculate the percentage of female participation. (Row 1, Column 3 divided by Row 3, Column 3 and place in Row 1, Column 4.) Calculate the percentage of male participation. (Row 2, Column 3 divided by Row 3, Column 3 and place in Row 2, Column 4.) Note: Row 1, Column 4 plus Row 2, Column 4 should total 100%.

Note: While being within three percent is not a formal compliance standard; if the percent listed in Row 1, Column 4 is within 3% of Row 1, Column 2, then it provides a good target within which compliance is likely.

Principal's Signature: Ben A. Zimmerman Date: 4/15/09
 Copyright 1999, Good Sports, Inc., Title IX and Gender Equity Specialists. All rights reserved.

2008-2009
ACCOMMODATION OF INTERESTS AND ABILITIES
SUMMARY PROGRAM CHART T-2

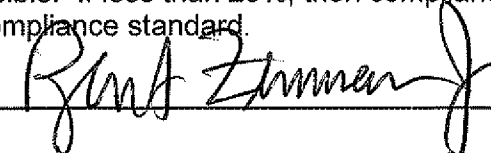
KHSAA
 Form T2
 Rev. 12/08

Participation Opportunities Test Two

		Column 1	Column 2	Column 3	Column 4	Column 5
Program		Number of Teams Currently Offered	Number of Participants	Number of Teams Added Since the beginning of the 2004-2005 School Year	Number of participants for the 2008-09 school year who are playing on teams added since the 2004-05 school year	Percent of Total Participation By Sex Added Since the beginning of the 2004-2005 School Year
GIRLS	Row 1	varsity:	7	93	0	0
	Row 2	j.v.:	5	47	1	16
	Row 3	frosh:	4	65	0	0
	Row 4	total:	16	205	1	8%
BOYS	Row 5	varsity:	6	104	0	0
	Row 6	j.v.:	4	45	0	0
	Row 7	frosh:	4	65	0	0
	Row 8	total:	15	214	0	0%

- 1) For Column 1, list the number of interscholastic teams offered for girls and boys at each competitive level (varsity, junior varsity, and freshman). For girls, total each of the entries in Rows 1, 2, and 3 into Row 4. For boys, total Rows 5, 6, and 7 into Row 8.
- 2) For Column 2, list the number of participants at each level. For girls, total each of the entries in Rows 1, 2, and 3 into Row 4. For boys, total Rows 5, 6, and 7 into Row 8. **Note:** The totals in Row 4 for girls and in Row 8 for boys must be the same as the totals in Form T-1, Column 3, Rows 1 and 2 respectively.
- 3) For Column 3, list the number of interscholastic teams that have been added in the last five years at each competitive level. Count each team added during the 5 year period only one time. e.g. Girl's junior varsity soccer was added 3 years ago, count the team only once, not 3 times. For girls, total the entries in Rows 1, 2, and 3 into Row 4. For boys, total Rows 5, 6, and 7 into Row 8.
- 4) For Column 4, list the number of participants that are **currently** on each level of the teams that were added in the last five years. If a team was added previously but no longer exists, there are no current participants to be added for that team. For girls, total the entries in Rows 1, 2, and 3 into Row 4. For boys, total Rows 5, 6, and 7 into Row 8.
- 5) For Column 5, calculate the percentage of participants that have been added in the last five years. For girls, take the number in Column 4, Row 4 and divide by the number in Column 2, Row 4. For boys, take the number in Column 4, Row 8 and divide it by the number in Column 2, Row 8.

Note: If the percentage of current participants added in the last five years is 25% or greater, compliance with Test Two may be possible. If less than 25%, then compliance with Test Three should be analyzed. **CAUTION:** 25% is not a formal compliance standard.

Principal's Signature:  Date: 4/15/09

2008-2009
ACCOMMODATION OF INTERESTS AND ABILITIES
SUMMARY PROGRAM CHART T-3

KHSAA
 Form T3
 Rev. 12/08

Participation Opportunities Test Three

FOR ANY QUESTION ANSWERED "YES" IDENTIFY THE RESPECTIVE SPORT(S).

	GIRLS (Yes / No)		BOYS (Yes / No)
1. For a sport <u>not</u> currently offered in your interscholastic athletics program, is there sufficient interest to form a viable interscholastic team based on participation on an <u>intramural team</u> .	No		No
2 For a sport <u>not</u> currently offered, is there sufficient interest, based on the responses to your most recent Student Interest Survey, to form a viable <u>interscholastic team</u> for a sport not currently offered. If yes, what sport?	No		No
3. For a sport currently offered at the junior varsity or freshman level is there sufficient interest, based on your most recent Student Interest Survey, to form a <u>varsity team</u> not currently offered?	Yes		No
4. For a sport currently offered at the varsity level only, is there sufficient interest, based on your most recent Student Interest Survey, to form a viable team for a <u>junior varsity or freshman team</u> that is not currently offered?	No		No
5. If you answered YES to question (1), (2), (3), or (4), are there enough high schools in the geographic area offering the sport (at the appropriate level) to allow for the development of a reasonable schedule of competition?	Yes		No

Plans to Address Interest:

We played a Junior Varsity Girls Soccer schedule during the Fall 2008 and have declared to go Varsity for the Fall 2009 season. We will continue to offer a Junior Varsity program. Both programs will be made up of girls in grades 9-12

Principal's Signature:  Date: 4/15/09

KHSAA
Form 136
REV. 12/08

**2008-2009
ACTUAL EXPENDITURES - PROGRAM COMPARISON CHART 2
TO INCLUDE BOOSTER CLUB FUNDING**

	equipment and supplies		travel		awards		coaches' salaries (to include supplemental and extended employment; dollar amount required)		facilities improvements		publications (if sport-specific)	
	School	Booster	School	Booster	School	Booster	School	Booster	School	Booster	School	Booster
G track	1,229	2,883	1,172	206	852*	2	2					
B track												
G tennis	469	220	724	132	2,886	1	2					
B tennis	680	720	207		2,886	1	2					
G volleyball	2,378	3,006	1,957	485	6,197	3	3	804				622
B wrestling												
G (list sport)												
B football	8,684	9690	5,352	50	245	5,790	10	3	384			622
G (list sport)												
B (list sport)												

1. Total expenditures on T-35 and T-36 on the 2008-2009 year report due by April 15, 2009, should reflect the total monies spent (rounded off to nearest dollar) for the entire school year of 2007-2008 ending June 30, 2008.

2. Booster Club Funding/Contributions must be included in the above expenditures totals.

Indicate percentage of total expenditures for each gender: (If disparities are obvious, list on your Corrective Action Plan (T-60) what action you will take to correct the problem).

Gender	Expenditures	Percentage
Boys	\$ 127,021	66%
Girls	\$ 66,487	34%
Total:	\$ 193,508	100%

Principal's Signature: *Bryan Zimmerman* Date: 4/15/09

KHSAA
Form T35
REV.12/03

**2008-2009
ACTUAL EXPENDITURES - PROGRAM COMPARISON CHART 1
TO INCLUDE BOOSTER CLUB FUNDING**

	equipment and supplies		travel		awards		coaches' salaries (to include supplemental and extended employment; dollar amount required)		facilities improvements		publications (if sport-specific)	
	Expenditures		Expenditures		Expenditures		Expenditures		Expenditures		Expenditures	
	School	Booster	School	Booster	School	Booster	School	Booster	School	Booster	School	Booster
G basketball	813	3227	3,451		279		11,323	3	1,218		370	
B basketball	1,055	3,564	2,159		245	90	14,329	3	1,129		370	
G softball	778	2,808	1,213		89		3,061	2				
B baseball	1,336	6,273	3,765	317	150		5,579	2				
G cross country												
B cross country												
G golf	121	990	885	358	124		2,886	1				622
B golf		1,266	100	1,279	126		2,886	1				622
G soccer												
B soccer												
G swimming	849	580	850		330	240	2,136	2				
B swimming	849	580	850		330	240	2,136	2				
Total expenditures on T-25 and T-26 on the 2008-2009 year report due by April 15, 2009, should reflect the total monies spent (rounded off to nearest dollar) for the entire school year of 2007-2008 ending June 30, 2008.												

2. Booster Club Funding/Contributions must be included in the above expenditures total. (Note: It is illegal for coaches to be paid by Booster Clubs - Reference KHSAA Bylaw 27)

Date: 4/15/09

Principal's Signature: *[Signature]*

SCHOOL NAME

Beechwood

2008-2009
TITLE IX

CORRECTIVE ACTION PLAN

DIRECTIONS:

1. For Column 1, indicate the intended area (Opportunities or Benefits) which needs corrective action in order to achieve gender equity. For Column 2, write the suggested change or activities that will correct the area in need of alteration. For Column 3, include the estimated completion date for the changes or activities.
2. It is possible to attain compliance with Title IX and no longer need "corrective" action. However, the KHSAA strongly encourages compliant schools to identify items for improvement (Column 1), activities to accomplish the improvement (Column 2) and a timetable for completion (Column 3) that will strengthen the athletic program.
3. You may copy this form as needed. Please attach corrective action plans along with audit forms and submit by April 15, 2009.

COLUMN 1	COLUMN 2	COLUMN 3
ITEM FOR CORRECTION/ IMPROVEMENT	SUGGESTED CHANGE/ ACTIVITIES	SCHOOL YEAR, COMPLETION DATE OF CORRECTION FOR PROJECT
Girls Soccer issue has calmed down dramatically. We successfully completed our first year at the JV level with 16 girls participating.	We have decided to add varsity level starting with 09 season and will continue to play JV level. Games will be played on campus at our newly renovated upper field.	This will continue to be monitored closely to help build this program. We want it to be a revenue generating sport.
Baseball field was renovated this year and soccer will play home matches in the outfield area. Softball continues to play off campus	Study is underway to bring softball back on campus. It would have to be played on FB field.	Hope is for 2010 season to be back on campus but more likely is will be 2011. Athletic Foundation was established and they helped with the upper field
Banner and recognition	Partially complete.....New Girls Track Record Board and Swimming Record Board Purchased. State Title Banner purchased along with Basketball Banners for Girls and Boys	Continue to purchase banners and keep record boards up to date. Hopeful to complete banners by the close of school 2010
Rising Cost for participation in State Championships still affect us in regard to Swimming/ Diving and Football. Athletic Boosters assist with jackets and rings.	Athletic Boosters will no longer help in this financial responsibility because the whole sports program is being affected. They, along with the athletic department, is still trying to bring all sports together.	The Athletic Booster Club passed these items at the March and April meetings and they will go in effect for the 09-10 school year.
Rising Cost in our non-revenue sports continue to be a concern.	Sport specific fundraisers geared for that sport are being developed.	Beechwood Golf Invitational just finished its third year and we are looking at adding more types of these activities in other sports.
Basic policies such as Uniforms and Locker Rooms will be addressed. We are almost halfway till our next Title IX audit.	We renovated our old PE locker rooms for the basketball programs and will not start addressing locker room space for other sports.	In the 09-10 school year we hope to have VB, Girls Soccer, Softball and Baseball locker rooms complete.
Our percentage of spending for each gender stayed the same from the previous year while we closed the gap in gender participation.	The cost of starting the JV girls program will show up in next year's report. Our participation rate increased but the financial part is delayed a year.	There was major renovation to the upper field facility and this will be reflected in financial sheets next year (between girls soccer and baseball)

Principal's Signature: Burt Zimmerman Date: 4/15/09

2008-2009 KHSAA TITLE IX ATHLETICS AUDIT
Checklist - Overall Interscholastic Athletics Program

KHSAA
 Form T41
 Rev. 12/08

DIRECTIONS:

For the Areas of Compliance (Opportunities and Benefits) listed on the left hand side of the page, place a checkmark under the appropriate column identifying whether your school provided an advantage to the Girls' Program, or to the Boys' Program or to Neither Program. A review of T-35 and T-36 spending patterns might be helpful in completing this form.

Areas of Compliance:	ADVANTAGE TO:		
	GIRLS' PROGRAM	BOYS' PROGRAM	NEITHER PROGRAM
OPPORTUNITIES			
Accommodation of Interest and Abilities			√
BENEFITS			
Equipment and Supplies			√
Scheduling of Games and Practice Time			√
Travel and Per Diem Allowances			√
Coaching			√
Locker Rooms, Practice and Competitive Facilities			√
Medical and Training Facilities and Services			√
Publicity			√
Support Services			√
Athletic Scholarships			√
Tutoring			√
Any meals provided for home			√

If an advantage is shown, corrective action should be shown on T-60 (Corrective Action Plan).

Principal's Signature: Brent Zimm Date: 4/15/09

SCHOOL NAME

Beechwood

2008-2009
TITLE IX

CORRECTIVE ACTION PLAN

DIRECTIONS:

1. For Column 1, indicate the intended area (Opportunities or Benefits) which needs corrective action in order to achieve gender equity. For Column 2, write the suggested change or activities that will correct the area in need of alteration. For Column 3, include the estimated completion date for the changes or activities.
2. It is possible to attain compliance with Title IX and no longer need "corrective" action. However, the KHSAA strongly encourages compliant schools to identify items for improvement (Column 1), activities to accomplish the improvement (Column 2) and a timetable for completion (Column 3) that will strengthen the athletic program.
3. You may copy this form as needed. Please attach corrective action plans along with audit forms and submit by April 15, 2009.

COLUMN 1	COLUMN 2	COLUMN 3
ITEM FOR CORRECTION/ IMPROVEMENT	SUGGESTED CHANGE/ ACTIVITIES	SCHOOL YEAR, COMPLETION DATE OF CORRECTION FOR PROJECT
Girls Soccer issue has calmed down dramatically. We successfully completed our first year at the JV level with 16 girls participating.	We have decided to add varsity level starting with 09 season and will continue to play JV level. Games will be played on campus at our newly renovated upper field.	This will continue to be monitored closely to help build this program. We want it to be a revenue generating sport.
Baseball field was renovated this year and soccer will play home matches in the outfield area. Softball continues to play off campus	Study is underway to bring softball back on campus. It would have to be played on FB field.	Hope is for 2010 season to be back on campus but more likely is will be 2011. Athletic Foundation was established and they helped with the upper field
Banner and recognition	Partially complete.....New Girls Track Record Board and Swimming Record Board Purchased. State Title Banner purchased along with Basketball Banners for Girls and Boys	Continue to purchase banners and keep record boards up to date. Hopeful to complete banners by the close of school 2010
Rising Cost for participation in State Championships still affect us in regard to Swimming/ Diving and Football. Athletic Boosters assist with jackets and rings.	Athletic Boosters will no longer help in this financial responsibility because the whole sports program is being affected. They, along with the athletic department, is still trying to bring all sports together.	The Athletic Booster Club passed these items at the March and April meetings and they will go in effect for the 09-10 school year.
Rising Cost in our non-revenue sports continue to be a concern.	Sport specific fundraisers geared for that sport are being developed.	Beechwood Golf Invitational just finished its third year and we are looking at adding more types of these activities in other sports.
Basic policies such as Uniforms and Locker Rooms will be addressed. We are almost halfway till our next Title IX audit.	We renovated our old PE locker rooms for the basketball programs and will not start addressing locker room space for other sports.	In the 09-10 school year we hope to have VB, Girls Soccer, Softball and Baseball locker rooms complete.

Principal's Signature: BMA Zimmerman

Date: 4/15/09

2008-2009 INTERSCHOLASTIC ATHLETICS STUDENT SURVEY

KHSAA
Form T61
Rev. 12/08

1. Is the School Yes No, I want to play _____ to play?
 I am not interested in athletics

Not Required Spring 09

2. During the **fall season**, which sport would you like to play?

- Football
- Volleyball (Girls)
- Cross Country (Boys)
- Cross Country (Girls)
- Golf (Boys)
- Golf (Girls)
- Soccer (Boys)
- Soccer (Girls)
- I would not participate

3. During the **winter season**, which sport would you like to play?

- Basketball (Boys)
- Basketball (Girls)
- Swimming & Diving (Boys)
- Swimming & Diving (Girls)
- Wrestling (Boys)
- Indoor Track (Boys)
- Indoor Track (Girls)
- I would not participate

4. During the **spring season**, which sport would you like to play?

- Track (Boys)
- Track (Girls)
- Tennis (Boys)
- Tennis (Girls)
- Fast Pitch Softball (Girls)
- Baseball (Boys)
- I would not participate

5. Do you participate in intramural sports? If yes, which sports(s)?

Yes _____
 No _____

6. Which intramural sports, if any, would you like to see added?



2008-2009 INTERSCHOLASTIC ATHLETICS SURVEY Summary of Student Responses

KHSAA Form T63 Rev.12/08

Not Required Spring 09

School Name: _____

Enrollment (9-12 Grade): _____ (SHOULD AGREE WITH FORM T-1, COLUMN 1, ROW 3)

Number of 9-11 Grade Students Surveyed: _____

Number of 8th Grade Students Surveyed: _____

Date: _____

Completed By: _____

Instructions:

- 1. Summarize the Student Athletics Interest Surveys Form T-61 by listing the total number of responses on the line next to each sport.
2. Under the Other Category please provide a listing of the sports as well as the number of students who are interested in participating.
3. Please sign and date this Summary Form (T-63) and mail this Summary Form only to the KHSAA by April 15, 2008. Do not mail the student surveys (Form T-61). However, these Forms should be maintained in your files in the event they are requested subsequently.

Number of Surveys _____
Total Returned (A minimum of 80% return is expected) _____
Grades Surveyed (Should be grades 9-11 and 8th grade if school has a feeder system) _____

How Was The Survey Administered? _____
(e.g. was it given in all English classes, or all home rooms, or advisee/advisor?)

KHSAA Sanctioned Fall Sports (List Total Number of Participation Responses)

- Cross Country (Girls)
Cross Country (Boys)
Football (Boys)
Golf (Girls)
Golf (Boys)
Soccer (Girls)
Soccer (Boys)
Volleyball (Girls)